



Phonics – Nursery to Year 2

Mrs Wilkinson and Mr Bramble

Aims of the sessions

- Insight into everyday phonics in Nursery, Reception ,Year 1 and 2
- Examples of lessons and their content
- Sharing resources and websites to support home learning

Terminology

- **Phoneme** – the smallest unit of sound.
- **Grapheme** – a way of writing down the phoneme.
- **GPC** – this is short for grapheme phoneme correspondence.
- **Digraph/Special friend**- A grapheme containing two letters that makes just one sound – e.g. ch, sh, th, ai etc.
- **Trigraph/Special friend**- A grapheme containing three letters that makes just one sound – e.g. igh, air, ure, ear.
- **Oral blending** – this involves hearing phonemes and being able to blend them together to make a word.
- **Blending** – this involves looking at a written word and segmenting each sound in that word to be able to blend together to read – e.g. ch-ai-n – chain.
- **Oral segmenting** – children need to hear a whole word and then split it up into phonemes that make it.

Nursery – Autumn Term


Phase 1

- Environmental Sounds
- Instrumental and Animal Sounds
- Body Percussion
- Rhythm and Rhyme
- Alliteration
- Voice Sounds
- Oral Blending and Segmenting

Nursery Spring and Summer Terms

Read Write Inc. - Set 1

- 20 minute sessions
- Initial sounds
- Oral blending and segmenting



Reception – Autumn Term

Read Write Inc. – Set 1































- Sessions are around 30 minutes long
- Letter formation and writing CVC words
- Red and Green words
- <https://www.youtube.com/watch?v=TkXcabDUg7Q> – Speed sounds -

Reception Spring and Summer

Read Write Inc. Set 2

- Sessions increase to 40 minutes
- Lessons include –
 - Introducing the sound – Modelling writing and drawing the new sound
 - Speedy sounds – Looking at new and previous sounds
 - Blending and segmenting words –
 - Green and red words
- <https://www.youtube.com/watch?v=B6ltPCRM93E> - Sample lesson Intro

Speed Sounds Set 1

m 	a 	s 	d 	t 
i 	n 	p 	g 	o 
c 	k 	u 	b 	f 
e 	l 	h 	sh 	r 
j 	v 	y 	w 	th 
z 	ch 	qu 	x 	ng 

Year 1

Read Write Inc. Set 2 and 3

- Session 40 minutes
- Lessons include –
 - Introducing the sound – Modelling writing and drawing the new sound
 - Speedy sounds – Looking at new and previous sounds
 - Blending and segmenting words –
 - Green and red words
 - Reading with a partner- read with speed
 - Spelling of new sound words
 - Hold a sentence

- https://www.youtube.com/watch?v=IJT_D1DEnlk

Year 2

Read Write Inc. Set 2 , 3 plus alternative sounds

- Session 40 minutes
- Lessons include –
 - Introducing the sound – Modelling writing and drawing the new sound
 - Speedy sounds – Looking at new and previous sounds
 - Blending and segmenting words –
 - Green and red words
 - Reading with a partner- read with speed
 - Spelling of new sound words
 - Hold a sentence
 - Proof read / Gramma correction

- <https://www.youtube.com/watch?v=KCv5T3NHnm8>

Useful Links

- Google Classroom – Folder with useful links
- Twinkl – Some free resources to support formation and recognition of sounds
- Letters and sounds.co.uk – Online resources and games
- Phonics play – Username -Jan21 Password - home
- Oxford owl .co.uk – Username / password Briscoe(child's class) - stories and resources